

© International Baccalaureate Organization 2021

All rights reserved. No part of this product may be reproduced in any form or by any electronic or mechanical means, including information storage and retrieval systems, without the prior written permission from the IB. Additionally, the license tied with this product prohibits use of any selected files or extracts from this product. Use by third parties, including but not limited to publishers, private teachers, tutoring or study services, preparatory schools, vendors operating curriculum mapping services or teacher resource digital platforms and app developers, whether fee-covered or not, is prohibited and is a criminal offense.

More information on how to request written permission in the form of a license can be obtained from <https://ibo.org/become-an-ib-school/ib-publishing/licensing/applying-for-a-license/>.

© Organisation du Baccalauréat International 2021

Tous droits réservés. Aucune partie de ce produit ne peut être reproduite sous quelque forme ni par quelque moyen que ce soit, électronique ou mécanique, y compris des systèmes de stockage et de récupération d'informations, sans l'autorisation écrite préalable de l'IB. De plus, la licence associée à ce produit interdit toute utilisation de tout fichier ou extrait sélectionné dans ce produit. L'utilisation par des tiers, y compris, sans toutefois s'y limiter, des éditeurs, des professeurs particuliers, des services de tutorat ou d'aide aux études, des établissements de préparation à l'enseignement supérieur, des fournisseurs de services de planification des programmes d'études, des gestionnaires de plateformes pédagogiques en ligne, et des développeurs d'applications, moyennant paiement ou non, est interdite et constitue une infraction pénale.

Pour plus d'informations sur la procédure à suivre pour obtenir une autorisation écrite sous la forme d'une licence, rendez-vous à l'adresse <https://ibo.org/become-an-ib-school/ib-publishing/licensing/applying-for-a-license/>.

© Organización del Bachillerato Internacional, 2021

Todos los derechos reservados. No se podrá reproducir ninguna parte de este producto de ninguna forma ni por ningún medio electrónico o mecánico, incluidos los sistemas de almacenamiento y recuperación de información, sin la previa autorización por escrito del IB. Además, la licencia vinculada a este producto prohíbe el uso de todo archivo o fragmento seleccionado de este producto. El uso por parte de terceros —lo que incluye, a título enunciativo, editoriales, profesores particulares, servicios de apoyo académico o ayuda para el estudio, colegios preparatorios, desarrolladores de aplicaciones y entidades que presten servicios de planificación curricular u ofrezcan recursos para docentes mediante plataformas digitales—, ya sea incluido en tasas o no, está prohibido y constituye un delito.

En este enlace encontrará más información sobre cómo solicitar una autorización por escrito en forma de licencia: <https://ibo.org/become-an-ib-school/ib-publishing/licensing/applying-for-a-license/>.

Biology
Standard level
Paper 1

Wednesday 19 May 2021 (morning)

45 minutes

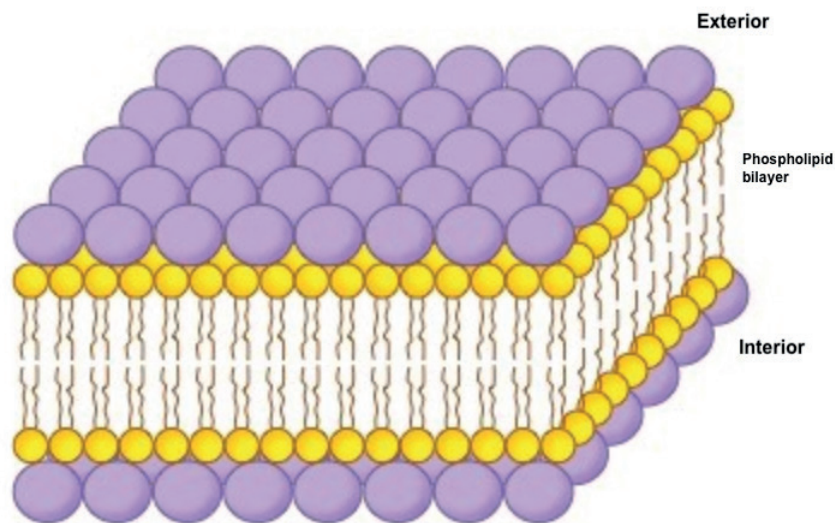
Instructions to candidates

- Do not open this examination paper until instructed to do so.
- Answer all the questions.
- For each question, choose the answer you consider to be the best and indicate your choice on the answer sheet provided.
- The maximum mark for this examination paper is **[30 marks]**.

1. In mammals, mature red blood cells are specialized in that they lack nuclei, mitochondria or ribosomes. Which statement applies to red blood cells?
 - A. No chemical reactions take place within their cytoplasm.
 - B. They cannot produce new enzymes.
 - C. Materials cannot enter red blood cells.
 - D. Materials cannot exit red blood cells.

2. What do chloroplasts and mitochondria have in common?
 - A. Both are found in the cells of Filicinophyta.
 - B. Both contain grana.
 - C. Both occur in all eukaryotic cells.
 - D. Both are found in a *Paramecium*.

3. The Davson-Danielli model of membrane structure proposed that membranes were composed of a phospholipid bilayer that lies between two layers of globular proteins, as shown in this diagram.



What evidence supported this model?

- A. An electron micrograph that showed two dark lines with a lighter band in between
- B. Freeze-fracture electron microscopy
- C. Evidence that all membranes are identical
- D. The hydrophobic regions of protein would be in contact with water

4. A human organ is being prepared for transplant. In what type of solution must it be bathed?
- A. A hypertonic solution
 - B. A hypotonic solution
 - C. Pure water containing no solutes
 - D. A solution with the same osmolarity as the organ tissue
5. Which living structure is an exception to the cell theory?
- A. Striated muscle fibres
 - B. A single-celled alga carrying out all of the functions of life
 - C. The artificial synthesis of the organic molecule urea
 - D. A multicellular organism with cells undertaking specialized roles
6. Which statement applies to cholesterol?
- A. It is hydrophobic and found on the outside of the phospholipid bilayer.
 - B. It is hydrophilic and found inside the phospholipid bilayer.
 - C. It impacts membrane fluidity.
 - D. It is transported in association with glucose in the blood.

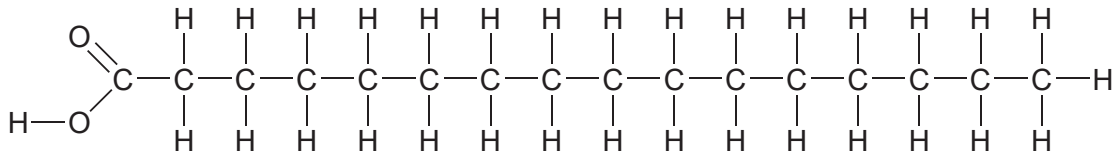
7. A tissue sample was examined under the microscope in order to determine a mitotic index. The number of cells in each stage of the cell cycle was determined and the data were entered into a table.

Stage of life cycle	Interphase	Prophase	Metaphase	Anaphase	Telophase	Total
Number of cells	120	20	10	8	2	160

What is the mitotic index?

- A. 0.125
- B. 0.25
- C. 0.75
- D. 1.00
8. What distinguishes cellulose from glycogen and starch?
- A. Only cellulose is found in plants.
- B. Only cellulose is made up of glucose monomers.
- C. Cellulose is far more branched than starch and glycogen.
- D. Cellulose has a structural role whereas starch and glycogen function in energy storage.
9. The hydrolysis of a pure sample of an organic molecule produces a pentose sugar, thymine, guanine and cytosine. What other substances could be expected to be present in the hydrolysed sample?
- A. RNA
- B. Uracil
- C. Phosphate
- D. ATP

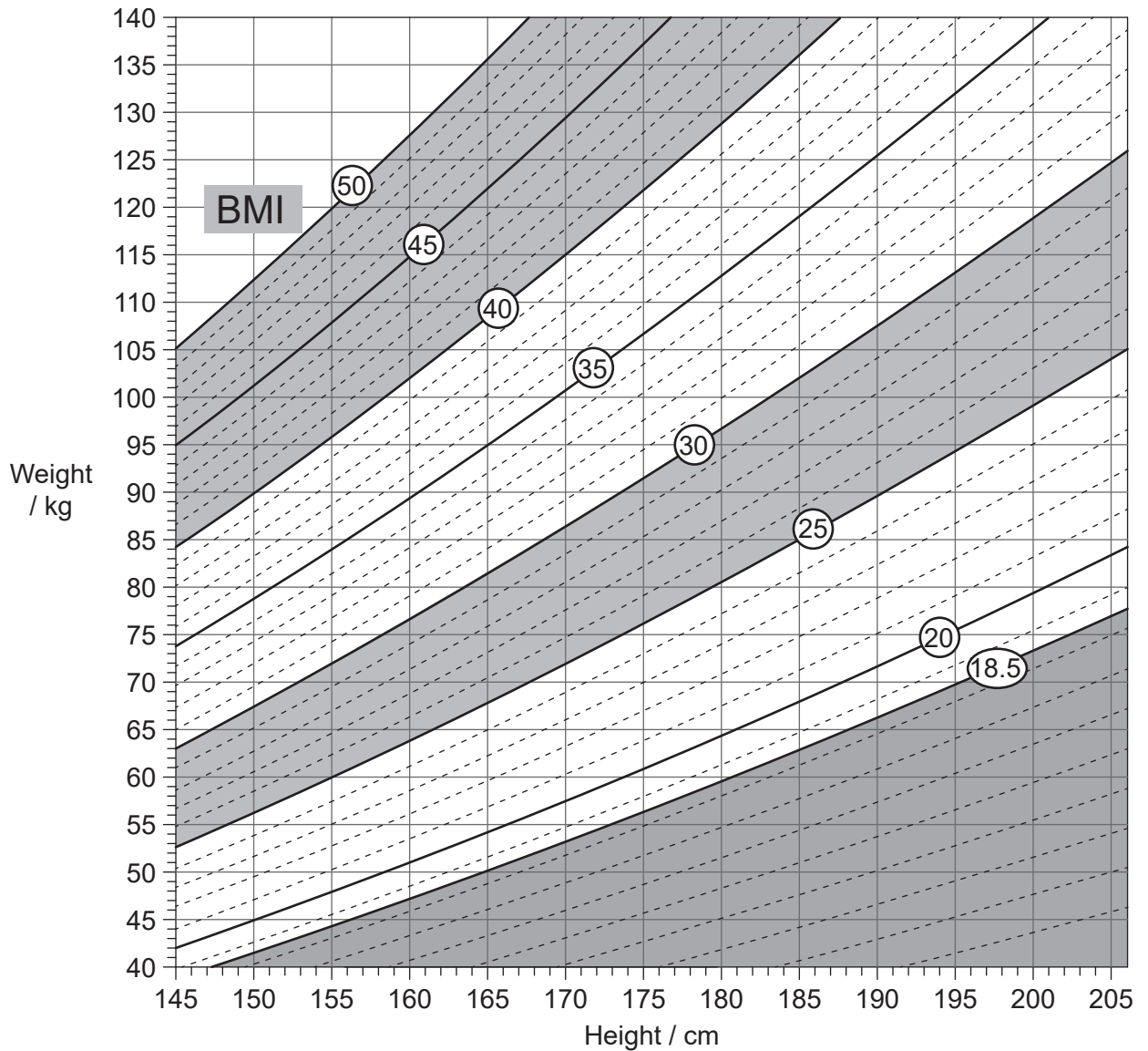
10. Which molecule is depicted in the diagram?



- A. A saturated fatty acid
 - B. An unsaturated fatty acid
 - C. A trans fat
 - D. A vegetable oil
11. What is a difference between aerobic respiration and anaerobic respiration in yeast?
- A. Anaerobic respiration requires enzymes, aerobic respiration does not.
 - B. Anaerobic respiration requires glucose, aerobic respiration does not.
 - C. Anaerobic respiration produces ethanol, aerobic respiration does not.
 - D. Anaerobic respiration does not produce oxygen, aerobic respiration does.
12. What is the term for the attraction of water molecules to other water molecules?
- A. Surface tension
 - B. Capillary action
 - C. Cohesion
 - D. Adhesion

13. The table shows the range and classification of body mass index (BMI) values, as shown in the nomogram.

BMI value	Less than 18.5	18.5 to 24.9	25.0 to 29.9	30.0 or more
Classification	underweight	normal weight	overweight	obese



What is the approximate reduction in body mass that a person of height 155 cm and mass 95 kg would have to lose to reach normal body mass?

- A. 10 kg
- B. 22 kg
- C. 36 kg
- D. 54 kg

14. Which statement applies to enzymes?

- A. Enzyme function depends on collisions between substrate and active sites.
- B. One active site typically binds to a broad range of substrates.
- C. The active site on the substrate is specific to one enzyme.
- D. When enzymes are immobilized they stop working.

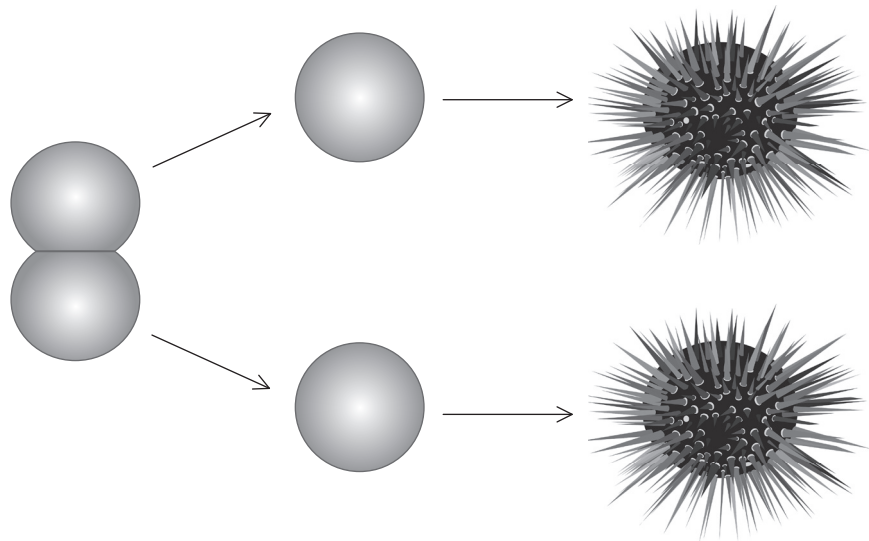
15. Which enzyme is matched to its function?

	Enzyme	Function
A.	helicase	forms a DNA helix
B.	DNA polymerase	forms a covalent bond between DNA nucleotides
C.	restriction endonuclease	seals nicks in recombinant DNA
D.	ligase	unwinds the double helix

16. If a plant is exposed to light, which colour of light would lead to the lowest rate of oxygen release by a green plant?

- A. Blue
- B. Red
- C. Green
- D. White

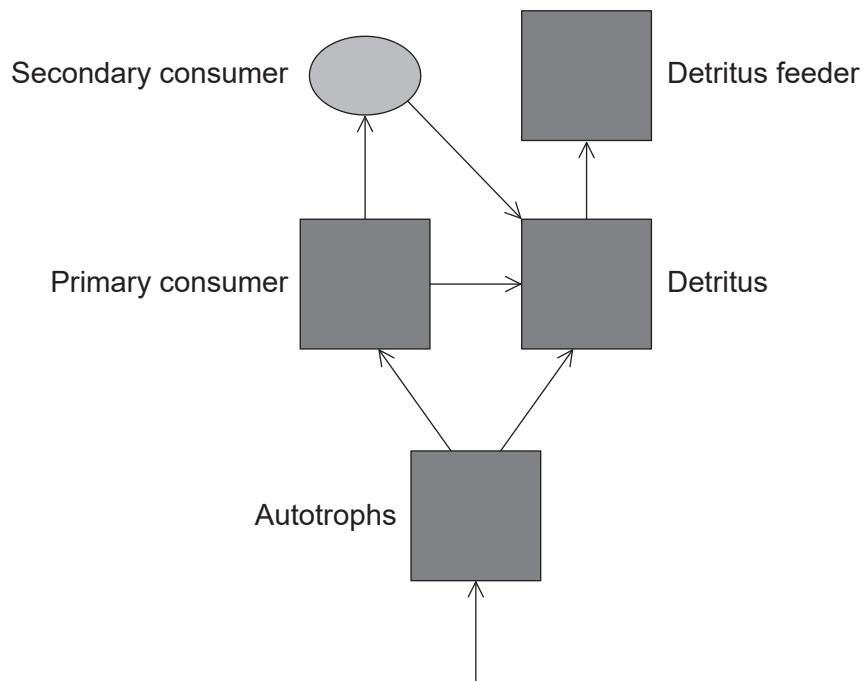
17. A two-cell sea urchin (*Echinoidea*) embryo was physically separated by scientists into two cells. Each cell, through further embryonic development, became an adult sea urchin.



What is the relationship between the two adult sea urchins?

- A. They are equivalent to non-identical twins.
 - B. Half of the genes would be the same.
 - C. Both adults would have haploid cells.
 - D. They are clones.
18. Which genotype would be normally found in a gamete?
- A. Rr
 - B. RS
 - C. rStt
 - D. TUt
19. Which statement applies to meiosis and mitosis?
- A. Meiosis occurs in a greater number of locations in the body compared to mitosis.
 - B. Separation of chromatids occurs in both meiosis and mitosis.
 - C. Recombination occurs in both meiosis and mitosis.
 - D. Reduction in chromosome number occurs in both meiosis and mitosis.

20. Over time, the hull of a sunken ship may become colonized by a wide range of marine organisms. What term is used to describe all of the organisms living in and on a sunken ship?
- A. A community
 - B. An ecological niche
 - C. A population
 - D. An ecosystem
21. The diagram shows the energy flow between five "sinks" in a terrestrial ecosystem.

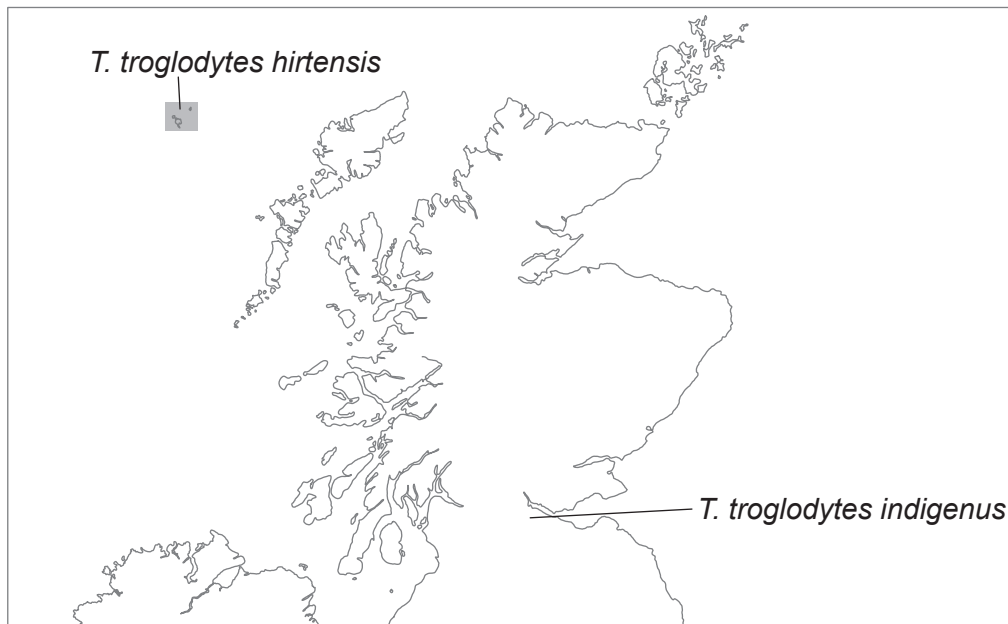


In a typical terrestrial ecosystem, which trophic level would have the highest biomass?

- A. Autotrophs
- B. Primary consumers
- C. Secondary consumers
- D. Detritus feeders

22. Which process results in decreased variation?
- A. Meiosis
 - B. Mutation
 - C. Sexual reproduction
 - D. Natural selection
23. A locust is an arthropod. For invertebrate groups, which recognition feature is found only in arthropods?
- A. Bilateral symmetry
 - B. Jointed appendages
 - C. Wings
 - D. Segmented body
24. A dichotomous key can be used to distinguish four types of plant. Which of the plants could be a bryophyte?
- 1. Vascular tissue present go to 2
Vascular tissue not present Plant A.
 - 2. Produces seeds go to 3
Does not produce seeds Plant B.
 - 3. Seeds found in cones Plant C.
Seeds found in fruit Plant D.

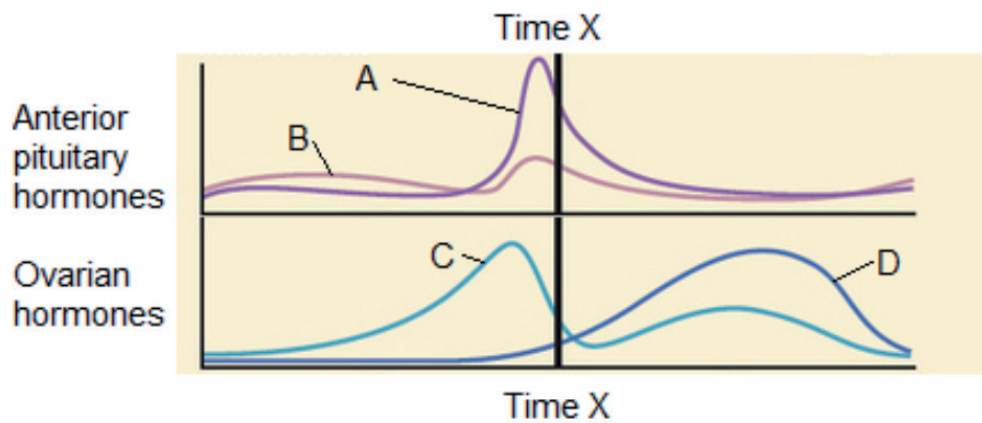
25. On the islands of the St Kilda chain, off the coast of Scotland, there are small birds called St Kilda wrens (*Troglodytes troglodytes hirtensis*). They look similar to wrens on the mainland of Scotland (*Troglodytes troglodytes indigenus*), but they are larger and there are differences in the colour of their feathers.



What is the most likely explanation for these differences?

- A. Convergent evolution
 - B. Stabilizing natural selection
 - C. Gradual divergence
 - D. Exposure to similar selection pressures
26. A fluid sample is taken from the digestive tract of a mammal. The sample is basic (alkaline) and able to digest starch and proteins. From which part of the digestive tract was the fluid taken?
- A. Mouth
 - B. Stomach
 - C. Small intestine
 - D. Gall bladder

27. What is a property of arteries?
- A. Arteries have elastic walls.
 - B. Arteries have valves.
 - C. All arteries carry oxygenated blood.
 - D. Arteries receive blood from the atria.
28. The graph shows the blood levels of hormones associated with the menstrual cycle.



Which line on the graph represents progesterone?

- A. Line A
- B. Line B
- C. Line C
- D. Line D

29. What blood flow does the right semilunar valve prevent?
- A. Backflow of blood to the right atrium during ventricular contraction
 - B. Blood flowing from the aorta back into the heart when the ventricle is filling
 - C. Blood flowing from the pulmonary artery to the right ventricle when the heart is relaxing
 - D. Blood flowing from the right atrium to the vena cava when the right atrium contracts
30. Which reaction occurs in blood clotting?
- A. fibrinogen $\xrightarrow{\text{thrombin}}$ fibrin
 - B. fibrin $\xrightarrow{\text{platelets}}$ fibrinogen
 - C. thrombin $\xrightarrow{\text{fibrin}}$ fibrinogen
 - D. platelets $\xrightarrow{\text{fibrinogen}}$ fibrin
-

References:

3. Cornell, B. 2016. <https://ib.bioninja.com.au/standard-level/topic-1-cell-biology/13-membrane-structure/membrane-models.html>.
13. © All rights reserved. *Canadian Guidelines for Body Weight Classification in Adults*. Health Canada, 2003. Adapted and reproduced with permission from the Minister of Health, 2021.
17. Clker-Free-Vector-Images/Pixabay.
28. By OpenStax College - Anatomy & Physiology, Connexions Web site. <http://cnx.org/content/col11496/1.6/>, Jun 19, 2013., CC BY 3.0 (<https://creativecommons.org/licenses/by/3.0/>), <https://commons.wikimedia.org/w/index.php?curid=30148641>.